

## How to act around nesting turtles



**1 Pay attention.** When you see a turtle coming up the beach, keep your distance, turn off any lights you are using and crouch down low. Do NOT walk closer!


**2 Avoid loud noises.**

**3 Do NOT take pictures of the turtle with flash.**



**4 Do NOT walk or stand in front of the turtle.** Only approach the turtle carefully from behind after she has started laying eggs.

**5 Do NOT shine a flashlight in a turtle's face.**



**6 Do NOT touch the turtle.** If the turtle appears to be in distress or is stuck, help the turtle find its way back to the ocean or seek professional help.

## How to act around hatching turtles

**1 Turn off bright lights.** Lights may distract the turtles from finding their way into the water.

**2 No flash photography.**



**3 Watch your step.** Be careful not to step on hatchlings on the beach.

**4 Do NOT handle hatchlings** unless advised otherwise by a qualified person.



**5** If you find hatchlings that appear disoriented or have gone inland, gently rotate the hatchlings to face the ocean and seek professional help if necessary.

[www.oliveridleyproject.org](http://www.oliveridleyproject.org)



# Sea Turtle Code of Conduct

By following our simple code of conduct, you avoid disturbing these beautiful creatures. It will also give you the chance to experience a unique wildlife encounter.



**OLIVE RIDLEY PROJECT**

## How to swim with turtles

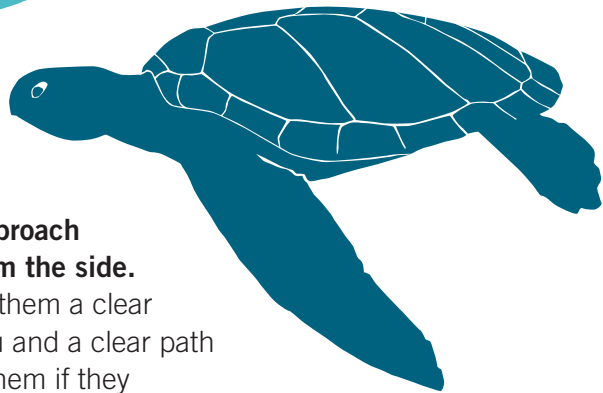
- 1 Be quiet.** When swimming up to a turtle, do so as quietly as possible because loud noises may scare them away. Snorkelers should minimize splashing and talking.



- 2 Do NOT disrupt the turtle's natural behaviour.** Watch and enjoy!




- 3 Always approach turtles from the side.** This gives them a clear view of you and a clear path ahead of them if they want to swim away.




- 4 Do NOT chase after the turtle!** This can cause severe stress to the turtle.

- 5 Do NOT touch the turtle!** They can feel your touch and do not enjoy being petted.



- 6 Do NOT swim directly above the turtle.** They are reptiles and need to come to the surface to breathe.

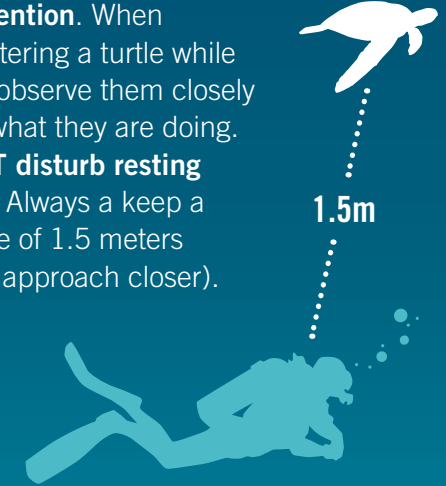
- 7 Do not get too close!** Turtles can deliver a very strong bite.



- 8 Do NOT try to feed turtles!** They do not need your help to find food and could accidentally bite you.

## For Divers only

- 1 Pay attention.** When encountering a turtle while diving, observe them closely to see what they are doing. **Do NOT disturb resting turtles.** Always keep a distance of 1.5 meters (do not approach closer).



- 2 Be still.** If a turtle is swimming towards you, keep still and avoid sudden movements.

- 3 Give them space.** When encountering turtles resting in caves or under overhangs, be careful to give them enough room so they can surface to breathe.

